



# TIPOC

Tennessee Initiative for  
Perinatal Quality Care

The American College of Obstetrics and Gynecologist  
(ACOG) Alliance for Innovation on Maternal Health  
(AIM) Data: Dashboards, SMM, & QI Project Data  
August 29<sup>th</sup>, 2024

TANIKA EDWARDS, BSN, RN



# Agenda

ACOG AIM Data Center/Purpose

Accessing the ACOG AIM Data  
Center

Navigating the ACOG AIM Data  
Center

# What is the AIM Data Center

- National Data System
  - Implementation of Data Collection Systems
  - Monitor and sustain
  - Evaluation

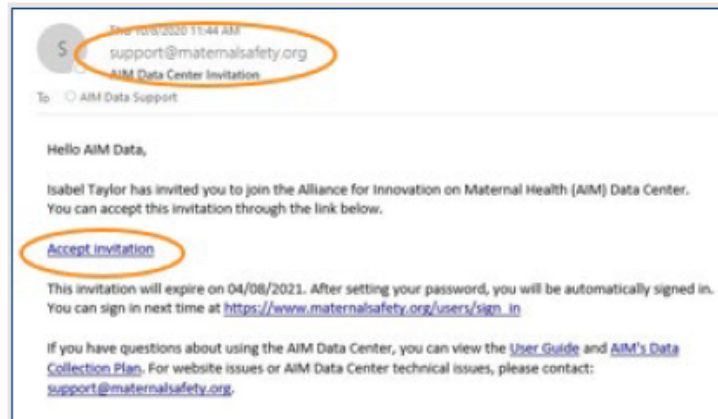
# Accessing the AIM Data Center

## 1. Activate Your AIM Data Center Account

- a. You will receive an email from [support@maternalsafety.org](mailto:support@maternalsafety.org) with the subject line of "AIM Data Center Invitation."

## 2. Click on the "Accept invitation" hyperlink to complete your registration in the AIM Data Center.

*Please Note: This email is sometimes sent to Junk or Spam folders.*



# Accessing the AIM Data Center cont.


3. Activate your AIM Data Center Account

4. Provide account information

Review and Accept the Data Center's Data Use Agreement


5. Sign into the AIM Data Center:

[https://www.maternalsafety.org/users/sign\\_in](https://www.maternalsafety.org/users/sign_in)



The screenshot shows the sign-in page for the AIM Data Center. At the top, the AIM logo is displayed, consisting of the letters 'AIM' in a bold, black font, with a horizontal bar below it divided into five colored segments: purple, orange, blue, green, and red. Below the logo, the text 'ALLIANCE FOR INNOVATION ON MATERNAL HEALTH' is written in a smaller, black, sans-serif font. The main heading of the page is 'Welcome to the AIM Data Center!'. Below this, there are two input fields: 'Email' and 'Password', each with a corresponding text label to its left. A purple 'Sign In' button is positioned below the password field. At the bottom of the page, there is a link for 'Forgot your password?' followed by a small paragraph of text: 'The AIM Data Center is a national data submission and quality improvement tool used to report and benchmark maternal health clinical quality improvement outcomes. For more information on AIM and its work, click here.'

# AIM Maternal Dashboard

 AIM Data Center Admin Support Hi, JF Hospital Sign Out

## Cremin Care

[Dashboard](#) [Data Entry](#) [Structure Measures](#) [Process Measures](#) [Outcome Measures](#) [PDF Reports](#) [Data Quality](#)

### Data Submissions

Ensure your data has been submitted

[Submit Hypertension Bundle Data](#) Q2 2024 - Q2 2024

[Submit Hemorrhage Bundle Data](#) Q2 2024 - Q2 2024

[Submit PPDT Bundle Data](#) Q2 2024 - Q2 2024

### Patient Safety Bundles

Review your assigned bundles

#### Hypertension

*Period* 01/01/2011 - Ongoing

*Last Submission* 04/23/2024

[More Info](#)

#### Hemorrhage

*Period* 01/01/2011 - Ongoing

*Last Submission* 04/23/2024

[More Info](#)

#### PPDT

*Period* 01/01/2021 - Ongoing

*Last Submission* 04/23/2024

[More Info](#)

### Structure Measure Progress

Your hospital's capabilities

Measure	Q2 2024 Response (1-5)	Completion Status
ALL S1 Patient Event Debriefs	-	✓
ALL S2 Clinical Team Debriefs	-	✗
ALL S3 Case Reviews	-	✗
Patient Education Materials on Urgent Postpartum Warning Signs	-	✗

# Patient Safety Bundles



Obstetric Hemorrhage



Severe Hypertension in  
Pregnancy



Safe Reduction of Primary  
Cesarean Birth







Cardiac Conditions in  
Obstetric Care

# AIM Maternal Dashboard

## Cremin Care

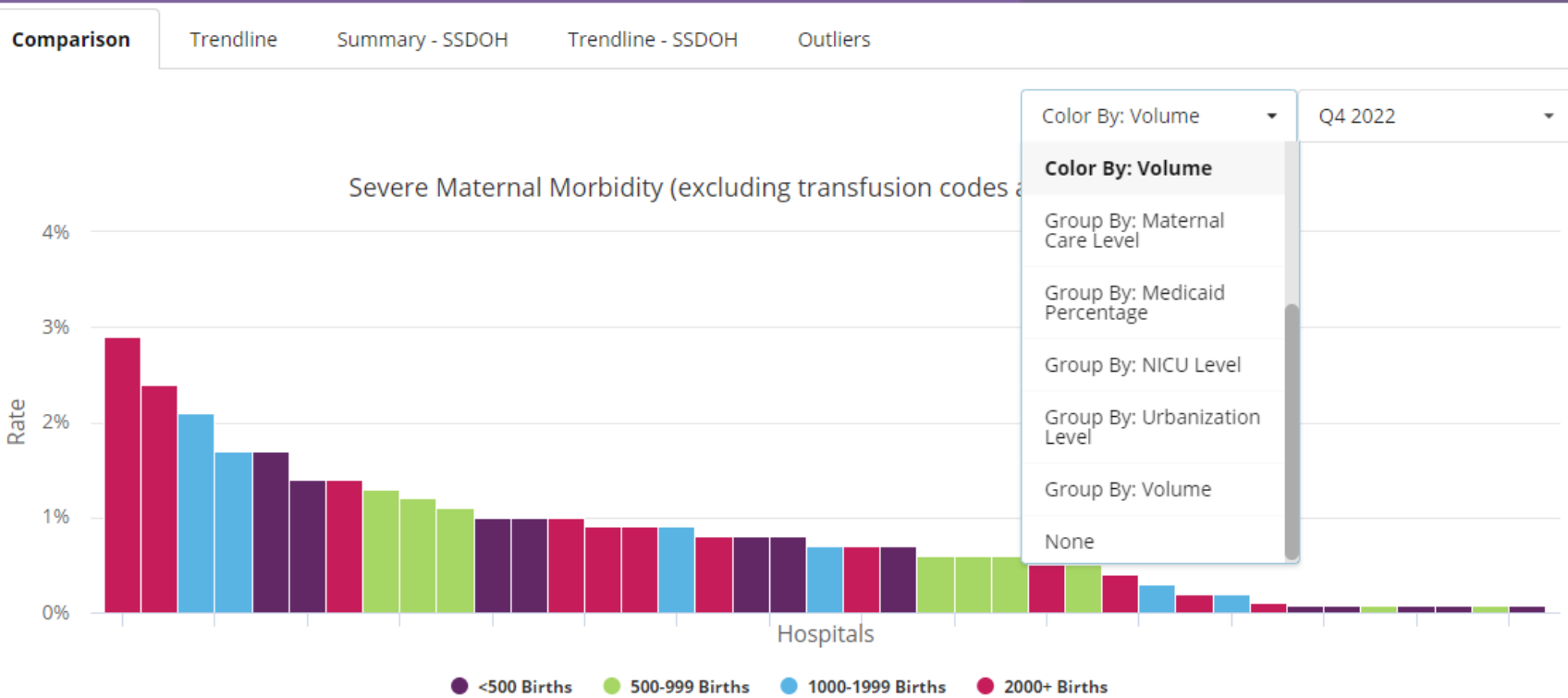
[Dashboard](#)[Data Entry](#)[Structure Measures](#)[Process Measures](#)[Outcome Measures](#)[PDF Reports](#)[Data Quality](#)

No data entry required. Data obtained through hospital discharge data already submitted to JSDH.

Severe Hypertension (HTN)	2018	2019	2020	2021	2022	2023	
O1: Severe Maternal Morbidity	1.1%	1.1%	0.9%	16.1%	3.9%	0.8%	
O2: Severe Maternal Morbidity Excluding Blood Transfusions	1.1%	1.1%	0.9%	6.4%	0.4%	0.4%	
O3: Severe Maternal Morbidity among HTN Cases	-	-	-	9.0%	1.2%	1.3%	
O4: Severe Maternal Morbidity among HTN Cases Excluding Blood Transfusions	-	-	-	6.3%	0.6%	9.6%	



# AIM Maternal Dashboard



## Measure Description:

Among all qualifying people during their birth admission, those who experienced SMM excluding blood transfusions alone.

**(Lower rates are better).** For additional information, please consult AIM's Data Collection Plan.

# AIM Maternal Dashboard

Comparison

**Trendline**

Summary - SSDOH

Trendline - SSDOH

Outliers

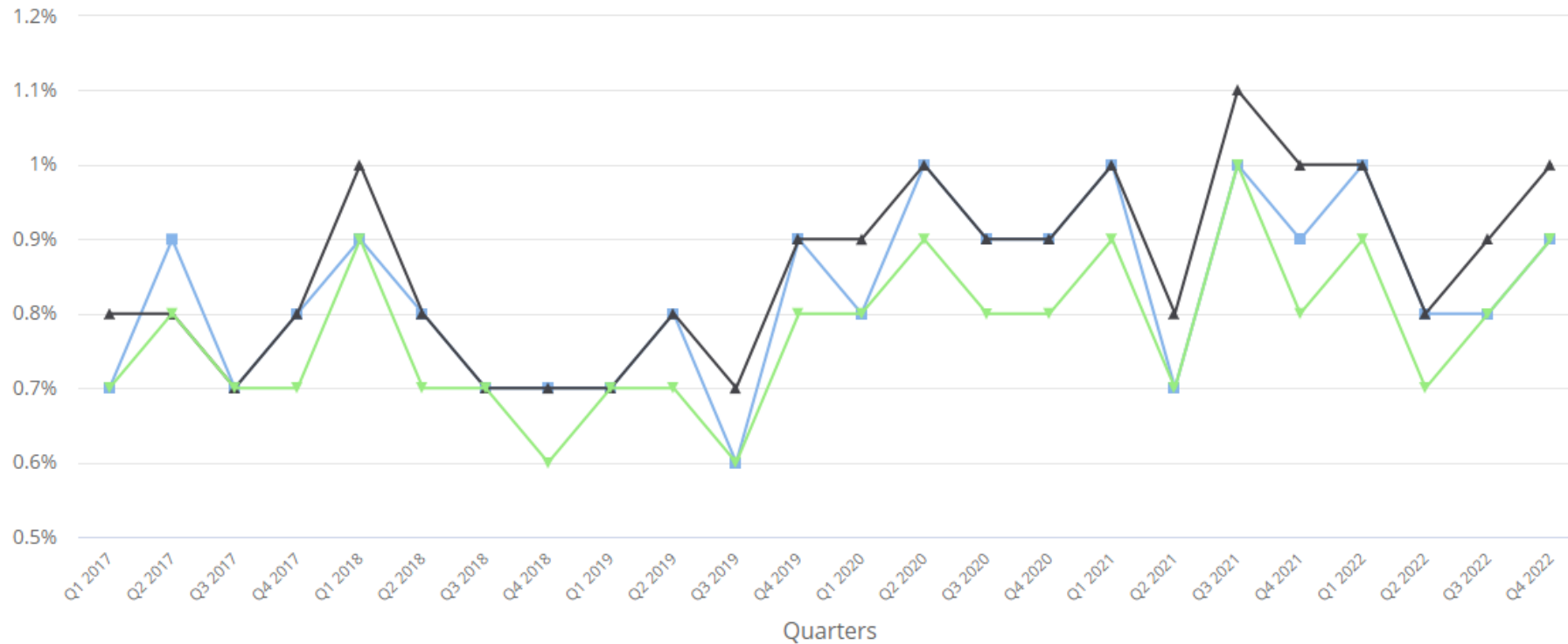
Basic Compare

Time Scale: Chronological Time

Quarterly

## Severe Maternal Morbidity (excluding transfusion codes alone)

Aggregate Collaborative Average



# AIM Maternal Dashboard

## Cremin Care

Dashboard

Data Entry










Structure Measures

**Process Measures**

Outcome Measures

PDF Reports

Data Quality

Severe Hypertension (HTN)	Q1 2023	Q2 2023	Q3 2023	Q4 2023	Q1 2024	Q2 2024	
ALL P2B: Provider Equitable Care Education	80-89%	80-89%	0-9%	60-69%	70-79%	-	
ALL P3B: Nurse Equitable Care Education	30-39%	40-49%	60-69%	70-79%	80-89%	-	
OP1: Patient Support After Persistent Severe Hypertension	70.0%	83.3%	100.0%	58.8%	38.5%	-	
P1: Timely Treatment of Persistent Severe Hypertension	50.0%	70.0%	90.0%	40.0%	60.0%	-	
P2A: Scheduling of Postpartum Blood Pressure and Symptoms Checks (Severe Hypertension During the Birth Admission)	60.0%	80.0%	30.0%	50.0%	70.0%	-	
P2B: Scheduling for Symptoms Check (Other Hypertensive Disorders)	63.6%	41.7%	30.8%	50.0%	33.3%	-	
P3A: HTN Provider Education	30-39%	40-49%	50-59%	50-59%	50-59%	-	
P4A: HTN Nurse Education	30-39%	40-49%	50-59%	60-69%	70-79%	-	
P5: ED Provider and Nursing Education	30-39%	40-49%	40-49%	60-69%	60-69%	-	

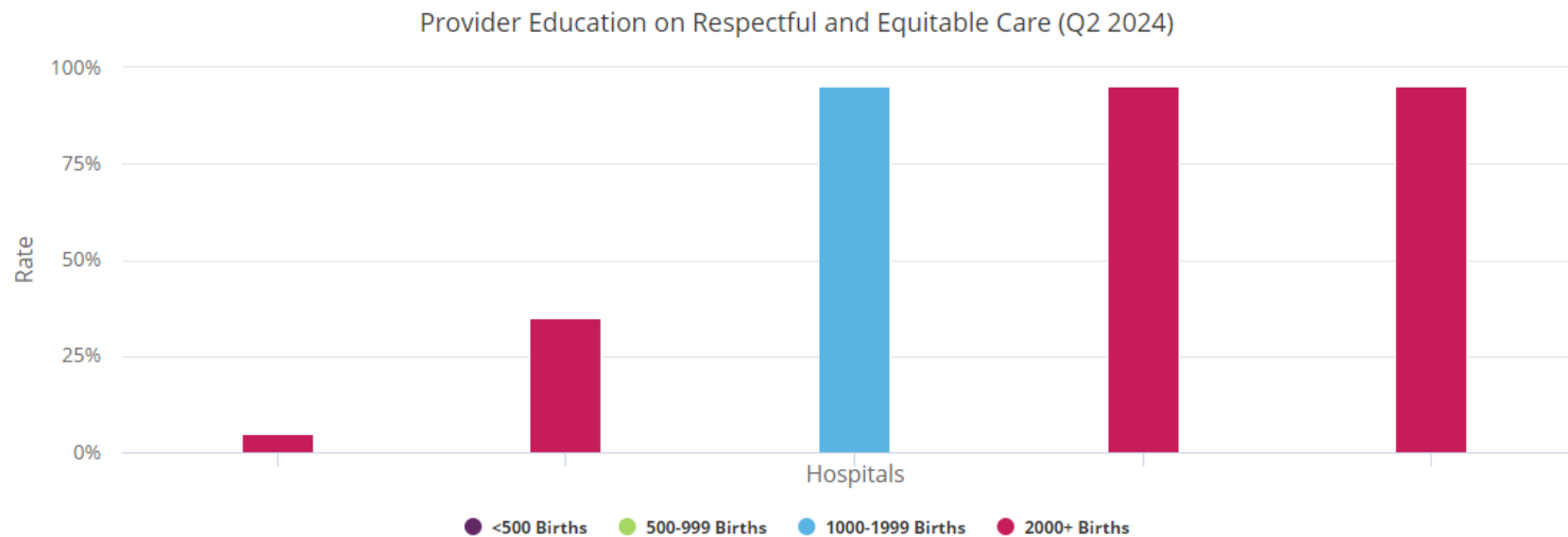
# AIM Maternal Dashboard

Comparison

Trendline

Color By: Volume

Q2 2024



## Measure Description:

At the end of this reporting period, what cumulative proportion of OB physicians and other advanced practice clinicians at your institution has received in the last 2 years **an education program on respectful and equitable Care?**

**(Higher rates are better).** For additional information, please consult AIM's Data Collection Plan.

# AIM Maternal Dashboard

## Cremin Care

Dashboard

Data Entry

**Structure Measures**

Process Measures

Outcome Measures

PDF Reports

Data Quality

Severe Hypertension (HTN)	Q1 2023	Q2 2023	Q3 2023	Q4 2023	Q1 2024	Q2 2024	
ALL S1: ALL S1: Patient Event Debriefs	3	4	5	5	5	-	
ALL S2: ALL S2: Clinical Team Debriefs	3	3	4	5	2	-	
ALL S3: ALL S3: Multidisciplinary Case Reviews	1	2	2	3	3	-	
ALL S4: ALL S4: Patient Education Materials on Urgent Postpartum Warning Signs	2	2	2	2	3	-	
ALL S5: ALL S5: Emergency Department (ED) Screening for Current or Recent Pregnancy	4	4	4	5	1	-	
HTN S4: HTN S4: Unit Policies and Procedures	2	2	2	3	3	-	

# AIM Maternal Dashboard

## Cremin Care

[Dashboard](#)[Data Entry](#)[Structure Measures](#)[Process Measures](#)[Outcome Measures](#)[PDF Reports](#)[Data Quality](#)

Please select the measures you would like to include in the report.

### Hemorrhage Bundle Measures:

#### ▼ Outcome

- Severe Maternal Morbidity
- Severe Maternal Morbidity Excluding Blood Transfusions
- Severe Maternal Morbidity among Hemorrhage Cases
- Severe Maternal Morbidity among Hemorrhage Cases Excluding Blood Transfusions

#### ▼ Process

- Unit Drill Count
- Provider Hemorrhage Education
- Provider Equitable Care Education
- Nurse Hemorrhage Education
- Nurse Equitable Care Education
- Hemorrhage Risk Assessment
- Quantified Blood Loss
- Patient Support After Obstetric Hemorrhage
- Hemorrhage/Protocol Provider Education (Discontinued)
- Hemorrhage/Protocol Nurse Education (Discontinued)
- Hemorrhage Risk Assessment (Discontinued)
- Blood Loss Measurement (Discontinued)

# AIM Maternal Dashboard

## Cremin Care

[Dashboard](#)[Data Entry](#)[Structure Measures](#)[Process Measures](#)[Outcome Measures](#)[PDF Reports](#)[Data Quality](#)

### Outcome Measures

[Severe Maternal Morbidity](#)[Severe Maternal Morbidity Excluding Blood Transfusions](#)[Severe Maternal Morbidity among HTN Cases](#)[Severe Maternal Morbidity among HTN Cases Excluding Blood Transfusions](#)[Severe Maternal Morbidity among Hemorrhage Cases](#)[Severe Maternal Morbidity among Hemorrhage Cases Excluding Blood Transfusions](#)

## Cremin Care

### Severe Maternal Morbidity

A period's rate is identified as a potential outlier if its 95% confidence interval is outside the range of 50 percent above and below the AIM-wide rate of 2.28% (i.e. 1.14% to 3.42%).

	←							→
Hospital	Q1 2012	Q2 2012	Q3 2012	Q4 2012	Q1 2013	Q2 2013	Q3 2013	Q4 2013
Cremin Care	3.7%	4.3%	4.6%	4.9%	3.6%	3.0%	4.6%	3.3%

# Gaining Access to AIM



1 user/hospital



Email Tanika

[Tanika.Edwards@tipqc.org](mailto:Tanika.Edwards@tipqc.org) for access



# Other AIM Resources

The learning modules are free of charge and will require creating an account at ACOG or Nursegrid Learn. For CME/CE credit, click on Nursegrid. For Certificate of Completion, click on ACOG.



Obstetric Hemorrhage

Module Links:

- ▶ ACOG
- ▶ Nursegrid



Severe Hypertension in Pregnancy

Module Links:

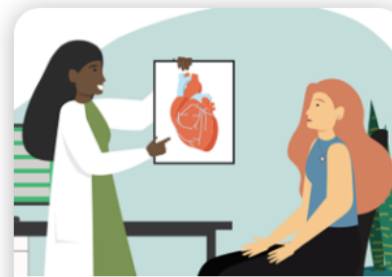
- ▶ ACOG
- ▶ Nursegrid



Safe Reduction of Primary Cesarean Birth

Module Links:


- ▶ ACOG
- ▶ Nursegrid



Cardiac Conditions in Obstetric Care

Module Links:

- ▶ ACOG
- ▶ Nursegrid





# Wrap Up

1. Did you know about the AIM Data Center?
2. How do you think this could benefit your hospital team?